


STUDENT

CAMP

GUIDE

CEDARCREEKSTUDENTS





Welcome.

First of all, THANK YOU for committing to be on the DreamTeam this year. Camp would be impossible without you. So, you really are the key to making it happen.

Student Camps are one of the most exciting ways we live out our mission to introduce students to Jesus and the life-changing adventure with him. We are so expectant this is going to be an incredible week where we will see God do miraculous things! But we also know it can be hard and a little bit tiring... or so we've heard. :)

In order to equip you well, we've created a complete guide focusing on the entire Camp environment so you know how to win everywhere. So, listen up. Take notes. Write down any questions you have. And get ready to have one of the best weeks of your life!



On Mission

The DreamTeam is a group of incredible people on mission to show every guest they matter by living out their God-given purpose to make an eternal difference.

MISSION STATEMENT:

We exist to introduce people to Jesus and the life-changing adventure with him.

Dreaming Together

We are a team of people working and dreaming about the mission God has for us. Every single weekend, the DreamTeam understands that we are in the business of introducing people to Jesus and the life-changing adventure with him. That's what it means to make an eternal difference. It's all about God - what he is doing around and through all of us to reach those who are far from him, and to draw each of us toward loving others the way Christ loved us.

No Matter the Role

We understand that seemingly insignificant acts in the hands of an all-powerful God create eternal moments that change people's lives.



Privileged to Serve

We view the opportunity to serve our guests on the weekend as a “Get To” experience and not a “Have To” experience. We understand that we’re here to accomplish something bigger than ourselves and it’s a privilege to serve on this team. We’re honored and thankful to God for choosing us.

On a Journey and Helping Others

The ultimate role of the DreamTeam is to love others the way Christ loved us, helping them to take a next step in their spiritual journey.

To help someone else **KNOW GOD**


To help someone else **FIND FREEDOM**

To help someone else **DISCOVER PURPOSE**

To help someone else **MAKE A DIFFERENCE**

Becoming a Part of the DreamTeam

Is an honor because we get to serve God in the mission he has for our church and the communities we serve.



To equip every member of the team and insure the Student Team is the best fit, we require members to take these steps before serving:

- ❶ Complete GrowthTrack
- ❷ Complete application
- ❸ Participate in interview
- ❹ Complete Confidentiality Agreement

We gather to dream & celebrate:

DreamTeam Launch

At the beginning of each ministry year, we gather for a night filled with vision, inspiration, and worship. As a DreamTeam member, we ask that you join us to prayerfully and humbly trust God to accomplish great things in the upcoming ministry year.

DreamTeam Celebration

Once a year, just before spring, we throw a party for our amazing DreamTeam. It is a night filled with celebration as we honor our team members for the ways they are making a difference by living out their purpose.

Our Values

G

GOD'S HEART

We want every guest to know that they matter to God and they matter to us.

U

UPBEAT

We create a fun and positive environment to make an amazing first impression and for the team to serve.

E

EXCELLENCE

We pay attention to details because it shows our guests we care.

S

SEIZE WOW OPPORTUNITIES

We are always looking for ways to make every guest's experience something they can't wait to share with others.

T

TAKE THE NEXT STEPS

We want every interaction to point guests to their next step on the spiritual journey.

Know God
Find Freedom
Discover Purpose
Make a Difference



Let's Remember...

- Attitude is everything. If something goes wrong, it's OK! Smile. Ask someone for help. And assume the best.
- You are the example. Set the tone and make it fun!
- Always be with students. Seriously, always.
- Remember why you're here. You get to participate in a miracle, not just witness one. It will be hard work. There will be conversations you aren't sure how to handle. You will be sore and tired. But those who prepare for a miracle get to participate in one!

Students' Arrival

Create an energetic atmosphere!


- There will be an Operations Team directing parents, checking students in, and giving instructions.
- The Community Groups will gather where parents are parking to energetically welcome students and help carry luggage to their cabins.

Leave one leader at the cabin.

- The leader at the cabin receives the students and can begin helping students move in and feel comfortable.


Set the tone.

- It may be hot. It may be raining. Things may get crazy. But if you keep a positive attitude, so will your students. Your first impression will set the tone for the whole week.

- 
- Remember, no cell phones. Separating students from their phones gives them one full week where they aren't distracted by texting their bae or checking social media and can focus solely on Jesus.

Safety is a big deal.

- Be smart.
- All students must wear a wristband at all times. Wristbands help us know who the student is, where they belong, and confirms they are part of Camp.
- All team members must wear our issued lanyard & laminate at all times (except for in the water.)
- If something serious should happen to anyone in your room, we have three numbers for you to call. If it is an emergency, follow the emergency procedures found in the Appendix.
 - Ministry Director:
Spencer Osborne, 419-889-8087
 - Groups Coordinator:
Nathan Campbell, 419-306-8427
 - Operations Director:
Jason Jones, 419-290-6675
- Medication:
 - Do not give students any medication, including over-the-counters such as Tylenol or Advil.
 - Ensure students who take medications have turned them in and know when they need to see the Medical Staff to take them.
(Meds are available 30 minutes before and after each meal and before bed.)
- We reserve the right to send anyone—DreamTeam



or students—home if they do not adhere to safety guidelines. What are the grounds for being disciplined or sent home?

- DreamTeam are expected to maintain a high level of responsibility and exercise good judgment. If cabin leaders fail to comply with the rules of Camp, Staff will determine the appropriate action to take on a case-by-case basis. This could include being sent home at your expense.

Meals

Arrive on time.

- Breakfast (8am), lunch (12pm), and dinner (5pm) will be served in the Weatherwood Lodge.
- Before you leave, clean off your table and use a bucket to wipe down the table. Use this as an opportunity to teach students responsibility—try having a different student wipe the table each day. Leave it cleaner than when you found it!
- Leave when your group is done. This room is large, but it's not big enough to hold everyone. We love that you want to hang out. Hang out outside.
- Drink water—Lots of it.

Diet restrictions?

- If you have a diet restriction, you should have included that information when you registered for Camp. We will accommodate diet restrictions on a case-by-case basis. These meals are only for people with food allergies!



Sessions

Create excitement, safely.

- Don't push people or run. Seriously, we don't want any broken bones or sprained ankles.
- Fill the rows! We will be at max capacity, so fill all available seats.

Stage swag is for students.

- Don't keep anything thrown from stage.
Help create excitement as students receive free swag throughout the week.

Be prepared for every response.

- Camp is designed to introduce students to Jesus. We are expecting students to respond to the Gospel and you will have the opportunity to step into those conversations.
- We will have a Care Area set up outside the east entrance to the session space (by the forum entrance).

Cabins

Commit to cabin time every night.

- Life change may start in the session space, but the real defining moments and conversations will happen right here! Make cabin time a priority.
- Specific group/cabin time questions are attached to each session's notes. Icebreaker ideas can be found in the Appendix.

Helpful Hints for Leading Cabin/Group Time

- Set the tone. Let your students know what cabin time is for and explain that it's a safe space to share anything.
 - However, they also need to know that if they share anything that threatens their health or safety (e.g. self-harm, suicide, abuse, bullying, eating disorders, etc.) you have to share that with a Staff Member.
- In those situations:
 1. Tell your Groups Coach and/or Staff Member immediately.
 2. Staff Member will provide next steps.
- Ask questions. We will provide suggestions in this booklet for the entire week. However, make sure to write down good questions from the sessions so you can ask questions directly from the messages.
- Listen. Once you get students talking, help them navigate their feelings. Guide. Don't control.
- Don't force it. Breakthrough can take time. Know your cabin and lead accordingly. If you get into a conversation you do not feel equipped to handle, contact your Groups Coach.

Cabin Dos and Don'ts

- No electronics.
- No jumping off balconies.
- Do not let students go into cabins of the opposite sex.
- Keep your cabin as clean as possible.
- No getting on roofs.
- No strolls through the woods after lights out.



FUSION CAMP SPECIFIC **Community Groups**


- After breakfast and evening activities, you will head straight to Community Group time. Each Community Group will be led by the Campus Student Director & a co-leader of the opposite gender who will pastor their Community Group/ Campus, help coach leaders, guide them in discussion, and aid in building a team.
- Community Groups:
 - Reinforce the importance of not doing life alone.
 - Show students we are one church in many locations.
 - Help communication flow efficiently.
 - Ensure every student is properly cared for.

What happens during Community Group time?

- During Community Group time, the Campus will come together to do team building activities, dive into conversation about the sessions, and allow students to connect with other students from their Campus/church.

One-On-One Time

- Community Group time is also a great opportunity to free up cabin/group leaders to initiate intentional one-on-one conversations with students.
- We encourage leaders to have an intentional one-on-one conversation with each student in their cabin at some point during the week (during Community Group Time or Free Time). This conversation



is a chance to let each student know that they matter and are valued on an individual basis.

- Drink water — We give you fancy water bottles for a reason. Be almost militant with your students about keeping these full.

Free Time

It's great for fun!

- We want every student to realize that Jesus and fun are not mutually exclusive. Free time is a great opportunity to relax and have fun.

It's great for connections.

- Some of the best conversations with students happen during free time. Students are relaxed and able to open up about many of the things going on in their lives and hearts.

It allows you to spend time with those that need it most.

- As your cabin/group grows together throughout the weekend/week, you may notice a student that is more of an 'outsider' or 'loner'. This will be a great opportunity to spend intentional time with those who would benefit from some one-on-one time with you.
- Leaders should never be alone in a private space with a student. If a private conversation is needed, two leaders must be present.

It's great for quiet time.

- Make quiet time a priority with your group. Encourage your students to spend time in the Bible every day. Model this yourself.
- The best time is in the morning before breakfast due to the busyness of the day, especially for you!
- Free time is another great option if a student wants to have some focused quiet time with Jesus.
- What if you can't find a student during/after free time?
 - Don't freak out. Remember, your students will model your attitude. Once you find your student, don't embarrass them. They probably just lost track of time or your location.
 - Remember, a student should never be left in the cabin by themselves.

Departure**Prepare the night before.**

- Have students begin to pack. Collect trash in one spot.

Set an alarm.

- No one wants to be the person who is sleeping while everyone else is cleaning.



Have your cabin packed before breakfast.

- If your cabin is packed up before breakfast, you will be able to clean it quickly after breakfast.
- Remind students to pick up their medications at breakfast.

Make the most of the remaining time.

- Use the last couple hours to tie up loose ends on conversations never finished. Get the contact info for those in your cabin and give them yours.
- Students will want to stay in touch, and your encouragement during the weeks after camp can help bridge the gap between camp and the start of school year.

Meet the parents.

- As parents arrive, tell them how great of a week it was for their student. Encourage them! You will help set the tone for the car ride home and the conversations between the student and his or her parents about camp.
- Take the opportunity to invite the student's parents to church if they don't attend.

All in, until all done.

- After all students depart, help finish packing up the session space and be available until everything is packed up and ready to go.


Appendix

Dress Code.

- We want everyone to focus on Jesus, so we ask that everyone dress appropriately.
 - Set the example - If you think something is questionable, you shouldn't wear it. Students are looking to you for what is appropriate. Model modesty. Clothing with inappropriate language or illegal substances on it is not allowed.
 - Set the standard - If you believe something is inappropriate, please handle these conversations in love, in private, and do not shame your student. Simply express that the dress code is important because it keeps the focus on Jesus.
- Specifics for ladies - No bikinis. Appropriate swim options are a one piece without massive cutouts or a long, dark T-shirt over your two-piece.
- Specifics for guys – No speedos.

Icebreaker Ideas.

- Norwegian Nose Dive
 1. Find a partner.
 2. One leader will list off several parts of the body and each team has 10 seconds to find a way that only those parts are touching the ground between the 2 people.
Ex: 2 feet & 1 elbow

- 
3. If a team is unable to do this, they are eliminated.
 4. Continue until all but one team is eliminated.

- **Two Truths and a Lie**

Ask each person in the group to think of two true facts about themselves and one lie. Each person in the group takes a turn telling the group their three items. The group then has to agree on which fact they think is a lie. Once the group announces their decision, the speaker tells the group the correct answer. The group then can talk about any of the interesting things they just learned about the person. Variation: Each person writes down their two truths and a lie on a piece of paper and hands it in anonymously. Read each card randomly one at a time. The group has to decide who wrote each statement.

- **Shoe Pile SnapChat**

Have each player remove their shoes and throw one of their shoes in a pile in the center of the room. (They have to hold onto their other shoe for matching purposes.) Once everyone's shoes are in a large pile, have everyone, on the count of three, grab a random shoe. Once everyone pairs up, they have two minutes to get to know the person they are matched with. Continue as long as desired.

Administrative Offices.


- Our administrative offices are the business center where our team operates. While the administrative office should not become the event hangout, we want it to be known that our door is always open and if you have any questions or problems, do not hesitate to come in!

Sound checks, Rehearsals & Run-throughs.

- The scheduled times are subject to change but will be as close to the scheduled times as possible. The full music and production teams are required to be on deck and available for these times. Please see the day sheet for details.
- Soundchecks, rehearsals and run-throughs are closed. Any guests at these events must be cleared by the operations director in advance of their arrival.
 - The lighting team may have scheduled 'closed room' activities. These activities may include laser or strobe maintenance, alignment or setup. For the safety of everyone involved, during these times it is required that only permitted team members are allowed in the room. Appropriate signage will be displayed when the session rooms are closed.

Internet Access.

- The administrative office, green room and session space will be provided with internet routers. Priority will be given to the administrative office



for day-to-day operations and when available offered to the team. Please note that our data packages are capped. We should limit any needed downloads, uploads and streaming to our service programming team. Most team members will be offered the password to our internet and will have general access to email and basic internet services.

Emergencies

Emergency Procedure:

1. Try to reach our team on Channel 10
2. Call 419-654-4321
3. If no response – call 911

- Have the following information ready:


- Your name
- The nature of the emergency
- Your location: Michindoh Conference Center
4545 East Bacon Road, Hillsdale Michigan

- Important Reminders:

- Do not hang up until you are told to do so, unless there is an immediate threat to your safety.
- Do not attempt to diagnose any injuries yourself.
- Do not move anyone unless life is threatened.
- All Fire Alarms should be taken seriously.

Severe Weather Procedure:

- The Hillsdale County Emergency Services Department oversees the Tornado Watch Service in this area. If the camp is



endangered in any way, the Department will notify us as to what precautions should be taken.

- **WATCH:** Conditions are right for a tornado
- **WARNING:** Tornado has been spotted in the area
- **TAKE COVER:** When a tornado WATCH is in effect, Michindoh staff will notify each camper group and the contact person of each guest group and provide instructions for the TAKE COVER procedures.
- **TAKE COVER** at Michindoh means that all buildings are cleared and all people move immediately to the appropriate emergency shelter. People on the Main Campus will go to the lower hallway of the Weatherwood Lodge, entering through the rear doors, if time permits. People on the East Campus will go to the rear hallway of the gymnasium. Those located on the West Campus should go to the center hallway of Hilltop Hall. Everyone is to be seated in the hallways where there is no danger of flying glass. Guests staying in Pine Ridge units should move into bedrooms of lower units.

High School Camp Schedule

FRIDAY

11:00am	Group Coaches Arrive
12:30pm	Group Leaders Arrive
1:00pm	All Team Huddle
2:00pm	DreamTeam Meeting
4:00pm	Students Arrive
5:30pm	Dinner
6:30pm	Activities
8:00pm	Session 1
9:30pm	Group Time
11:00pm	Lights Out

SATURDAY

8:00am	Breakfast
10:00am	Session 2
11:30am	Group Time
12:00pm	Lunch
1:00pm	Free Time
5:30pm	Dinner
6:30pm	Group Activities
8:00pm	Session 3
10:00pm	Late Night Activities
12:00am	Lights out

SUNDAY

7:00am	Pack Up/Clean Cabins
8:00am	Breakfast
10:00 -	
11:30am	Students Depart

***REMINDER:** Pack Up/Clean Up before breakfast

*Remind students to pick up medications at breakfast.

Fusion Camp Schedule

MONDAY

11:00am	Group Coaches Arrive
12:30pm	Group Leaders Arrive
4:00pm	Students Arrive
5:00pm	Dinner
6:00pm	Activities
7:30pm	Campus Time
8:30pm	Session 1
10:15pm	Group Time
11:30pm	Lights Out

TUESDAY

8:00am	Breakfast
9:30am	Campus Time
10:15am	Session 2
11:30am	Group Time
12:00pm	Lunch
12:45pm	Students Check in
1:00pm	Free Time
4:30pm	Students Check in
5:00pm	Dinner
6:00pm	Activities
8:30pm	Session 3
10:15pm	Group Time
11:30pm	Lights Out



WEDNESDAY

8:00am	Breakfast
9:30am	Campus Time
10:15am	Session 4
11:30am	Group Time
12:00pm	Lunch
12:45pm	Students Check in
1:00pm	Free Time
4:30pm	Students Check in
5:00pm	Dinner
6:00pm	Activities
8:30pm	Session 5
10:15pm	Group Time
11:30pm	Lights Out

THURSDAY

8:00am	Breakfast
9:30am	Campus Time
10:15am	Session 6
11:30am	Group Time
12:00pm	Lunch
12:45pm	Students Check in
1:00pm	Free Time
4:30pm	Students Check in
5:00pm	Dinner
6:00pm	Activities
8:30pm	Session 7
11:30pm	Lights Out



FRIDAY

7:00am	Pack Up/Clean Cabins
8:00am	Breakfast
10-11:30am	Campers Depart
11:30am	Leaders Assist Tear Down/Load Out

REMINDER: Pack Up/Clean Up before breakfast

* Remind students to pick up medications at breakfast.