

# ROCK UPDATES – v11.3 to v12.2

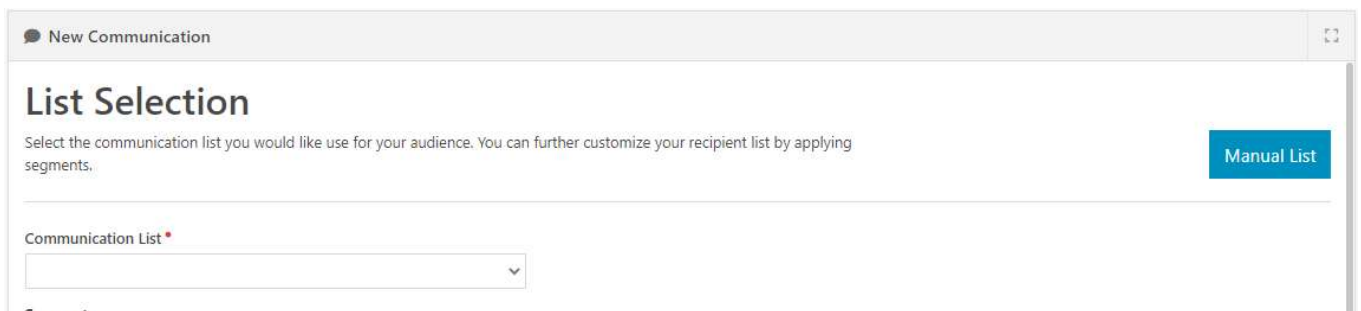
March 23, 2021

This is a huge Rock update for us. There were over 126 changes to Rock as we upgraded to this latest version. The list below are those that we think will impact you day to day.

If you have any questions please see your PM.

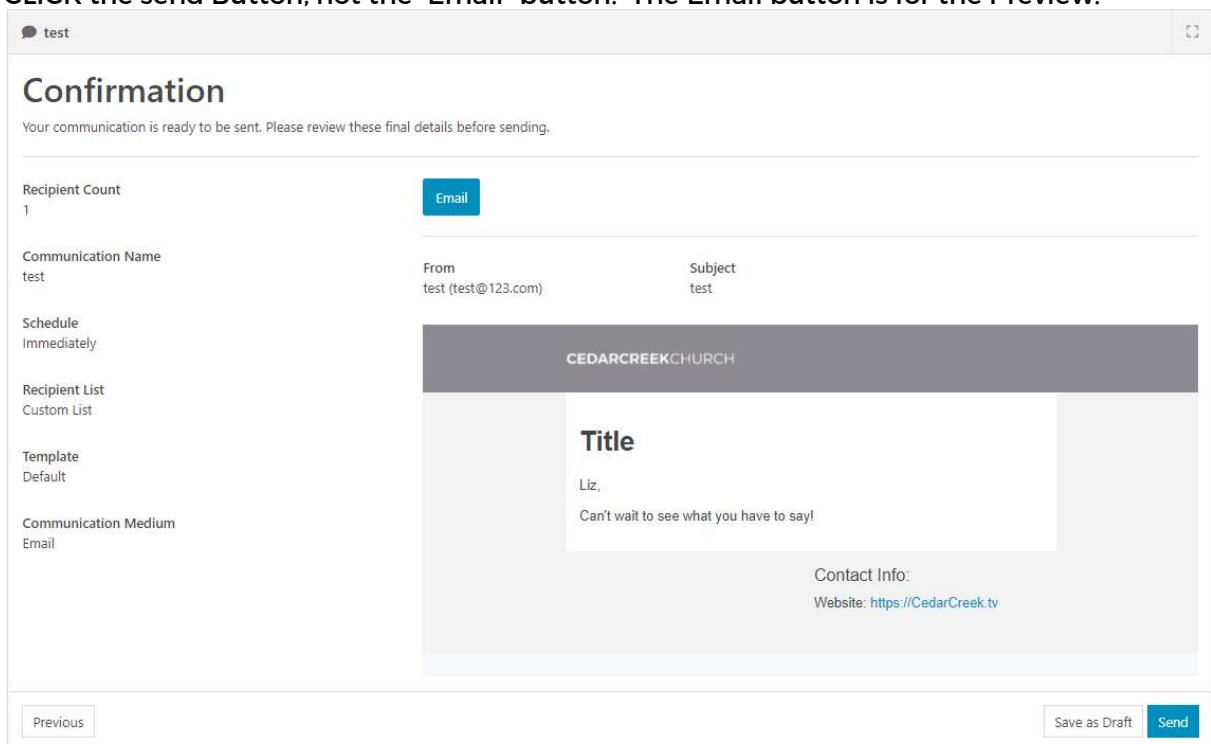
## Updates & Changes

1. **COMMUNICATIONS** – When you create a new communication you will no longer see the lists or segments section.
  - **From a Dataview or Group:** When you select communicate from a dataview or group you will see the list of people that you are sending a message to. This is just the “View List” list that you could view previously. Click Next after removing anyone you do not want to include.
  - **From a profile or manually entering a list**  
You will need to select “Manual List” in the upper right hand corner to add individuals to a list. **Currently there is a bug when you start a communication from someone’s profile.** Click Manual and then next. This has been reported and should be fixed soon.



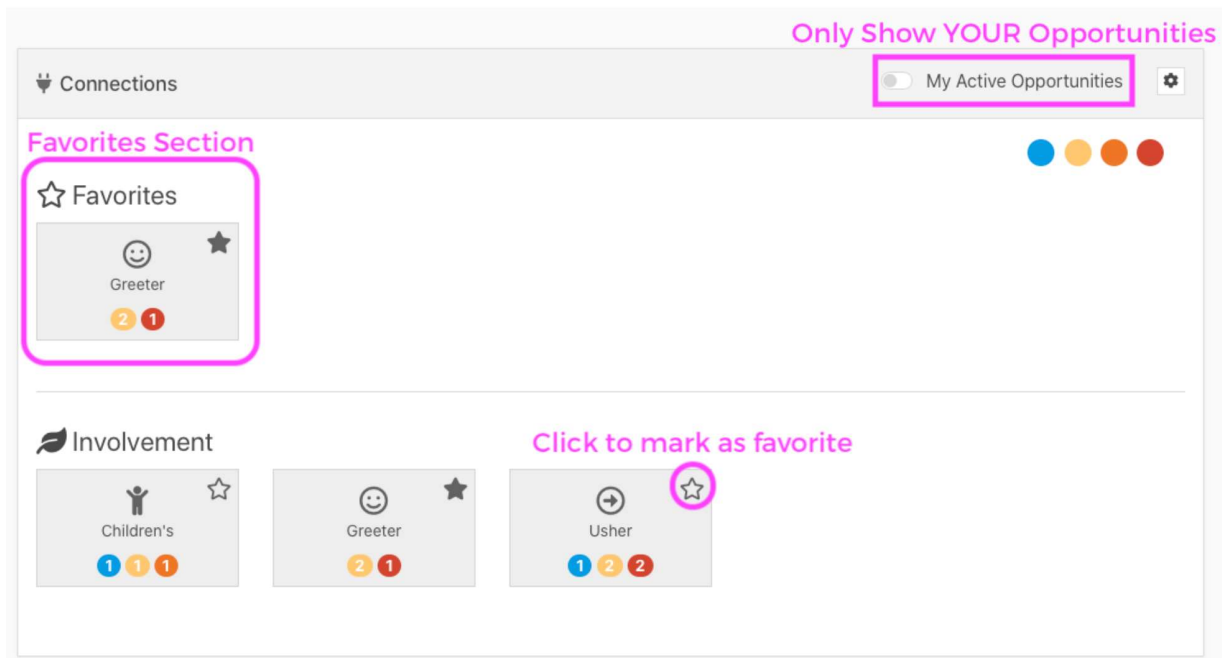
The screenshot shows the 'New Communication' window with the 'List Selection' section. It includes a 'Manual List' button in the top right corner and a 'Communication List' dropdown menu.

2. **COMMUNICATIONS** – When you finish writing your email, have sent yourself a test message, and are good to send, you will now see a screen that gives you the message again and more details about confirming the email. **CLICK** the send Button, not the “Email” button. The Email button is for the Preview.



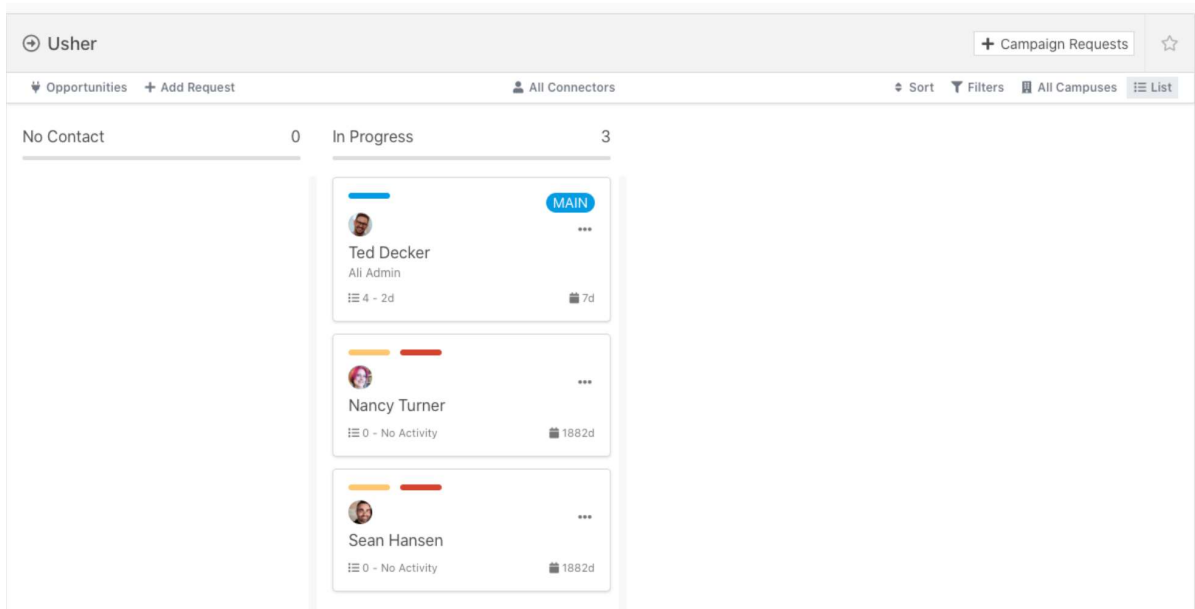
The screenshot shows the 'Confirmation' screen for sending a communication. It displays details such as Recipient Count (1), Communication Name (test), Schedule (Immediately), Recipient List (Custom List), Template (Default), and Communication Medium (Email). A preview of the email content is shown, including the sender 'CEDARCREEKCHURCH', the subject 'test', and the body text 'Liz, Can't wait to see what you have to say!'. The contact info is 'Website: https://CedarCreek.tv'. Buttons for 'Previous', 'Save as Draft', and 'Send' are visible at the bottom.

3. CONNECTIONS – Favorites - You can now Favorite a connection type just like a person, dataview, or report. These connections will be added to a Favorites section at the top.



4. CONNECTIONS – Board view vs List

- The default with connections will be the board view. See below how to change from Board to List, and how to utilize the Board view.



Usher Campaign Requests

Opportunities + Add Request All Connectors Sort Filters All Campuses List

No Contact 0 In Progress 3

Nancy Turner  
0 - No Activity

Sean Hansen  
0 - No Activity

Each board will represent the status

Moving a contact from one board to another will change its status

Statuses you are familiar with:  
- Pending (new)  
- In Progress (your working it)  
- Connected (closed)

Usher Change your Opportunity Campaign Requests

Opportunities + Add Request All Connectors Sort Filters All Campuses List

☆ Favorites  
☺ Greeter Involvement

👤 Involvement  
👶 Children's  
☺ Greeter  
👤 Usher

Other Type  
➔ New Opportunity

In Progress 3

Ted Decker  
Ali Admin  
4 - 2d 7d

Nancy Turner  
0 - No Activity 1882d

Sean Hansen  
0 - No Activity 1882d

- The list view is still an option. Click on the upper right corner where it says "List".

Usher Campaign Requests

Opportunities + Add Request All Connectors Sort Filters All Campuses List

No Contact 0 In Progress 3










Ted Decker  
Ali Admin  
4 - 2d 7d

Toggle between list or board

List is similar to the current view  
Board is the new view

Usher + Campaign Requests

Opportunities + Add Request All Connectors Sort Filters All Campuses Board

<input type="checkbox"/>	Name	Campus	Group	Connector	Last Activity	State	Status		
<input type="checkbox"/>	 Ted Decker	Main Campus	Ushers	Ali Admin	Connected (4 days ago)	Future Follow Up (11/19/2020)	In Progress		
<input type="checkbox"/>	 Sean Hansen					Active	In Progress		
<input type="checkbox"/>	 Nancy Turner					Active	In Progress		

50 500 5,000 3 Connection Requests

5. CHECK-IN MANAGER – Can now open/close classrooms.